

TLC Installation Planning Guide

Installations may vary, please refer to the [installation instructions](#)




How to use this Planner:

Before you begin, determine the Chimney diameter required. This should be the same diameter as your Wood Stove Flue Outlet

1. Select type of installation - *By determining where your chimney will run.*
2. [Determine Total System Height](#) - *From the Connector Pipe to the top of the roof*
3. [Determine Roof Pitch](#) - *Refer to Roof Flashing Selection Chart*
4. [Determine if Chimney Offset Kit is Required](#)

Now Follow the Steps to Complete the Material List for your Installation

STEP 1 - From the selection below; select your type of installation and the diameter of pipe required.

Cathedral Ceiling Support Planner - More Info <input type="checkbox"/> 6" <input type="checkbox"/> 8"	Decorator Ceiling Support Planner - More Info <input type="checkbox"/> 6" <input type="checkbox"/> 8"	Wall Support Planner - More Info <input type="checkbox"/> 6" <input type="checkbox"/> 8"
		
Cathedral Ceiling Support Installation:	Ceiling Support Installation:	Wall Support Installation:
<ul style="list-style-type: none"> - Premium Rain Cap - Support Box - Stove Pipe Adaptor - Chimney Lengths - Roof Flashing 	<ul style="list-style-type: none"> - Premium Rain Cap - Attic Insulation Shield - Decorator Ceiling Support - Stove Pipe Adaptor - Chimney Lengths - Roof Flashing 	<ul style="list-style-type: none"> - Premium Rain Cap - Wall Bands (2) - Adjustable Wall Support - Stove Pipe Adaptor - Wall Thimble - Insulated Tee with Plug - Locking Band - Chimney Lengths - Roof Flashing

Installation Planning Guide

TLC

Tested to UL 103 HT

TLC Installation Planning Guide - 6" Diameter Decorator Ceiling Support Planner

HELP

STEP 2 -

From the selection below; select your unit of measurement

STEP 3 -

Type in your overall height - [More Info](#)

STEP 4 - Select the roof pitch - [More Info](#)

STEP 5 -

If you require an offset for your installation - check the box, otherwise leave blank - [More Info](#)

STEP 6 -

Go to your material list

Installation Planning Guide

TLC

Tested to UL 103 HT

NEW PLAN

PRINTER FRIENDLY

TLC Installation Planning Guide - 6" Diameter Decorator Ceiling Support Planner

Chimney System Specifications			Chimney Offset Specifications		
Unit of Measure	Overall Height	Selected Pitch	Offset/Degree	Center-to-Center	Offset Height
Feet	12	0/12 to 6/12	N/A	N/A	N/A

Required Components		
Description	Product #	Qty
STOVE PIPE ADAPTOR	6TLCSPA	<input style="width: 30px; height: 20px;" type="text" value="1"/>
DELUXE BLACK CEILING SUPPORT	6TLCCSR	<input style="width: 30px; height: 20px;" type="text" value="1"/>
ATTIC INSULATION SHIELD	6TLCIS	<input style="width: 30px; height: 20px;" type="text" value="1"/>
6" RAIN CAP	6TLCCD	<input style="width: 30px; height: 20px;" type="text" value="1"/>
6" CHIMNEY LENGTH	6TLC6	<input style="width: 30px; height: 20px;" type="text" value="0"/>
Includes Locking Band		
48" CHIMNEY LENGTH	6TLC48	<input style="width: 30px; height: 20px;" type="text" value="3"/>
Includes Locking Band		
36" CHIMNEY LENGTH	6TLC36	<input style="width: 30px; height: 20px;" type="text" value="0"/>
Includes Locking Band		
24" CHIMNEY LENGTH	6TLC24	<input style="width: 30px; height: 20px;" type="text" value="0"/>
Includes Locking Band		
18" CHIMNEY LENGTH	6TLC18	<input style="width: 30px; height: 20px;" type="text" value="0"/>
Includes Locking Band		
12" CHIMNEY LENGTH	6TLC12	<input style="width: 30px; height: 20px;" type="text" value="0"/>
Includes Locking Band		
FLASHING - 0/12-6/12	6TLCF6	<input style="width: 30px; height: 20px;" type="text" value="1"/>
Includes storm collar		

Optional Components

Description	Product #	Qty
SPARK ARRESTORS	6TLCSAD	<input type="text" value="0"/>
SHIELDING INSULATION WRAP	TLCSI	<input type="text" value="0"/>
ROOF SUPPORT Supports up to 50'	6TLCRS	<input type="text" value="0"/>
RAFTER RADIATION SHIELD For Ceiling Supported Chimney systems enclosed directly below the roof line	6TLCRRS	<input type="text" value="0"/>
LOCKING BANDS One included with every length	6TLCLB	<input type="text" value="0"/>
FIRESTOP RADIATION SHIELD Required for two story applications	6TLCFRS	<input type="text" value="0"/>
ADJUSTABLE UNIVERSAL ROOF GUY KIT Required if chimney extends 5+ feet above roof	TLCRGK	<input type="text" value="0"/>
		<input type="button" value="Update"/>