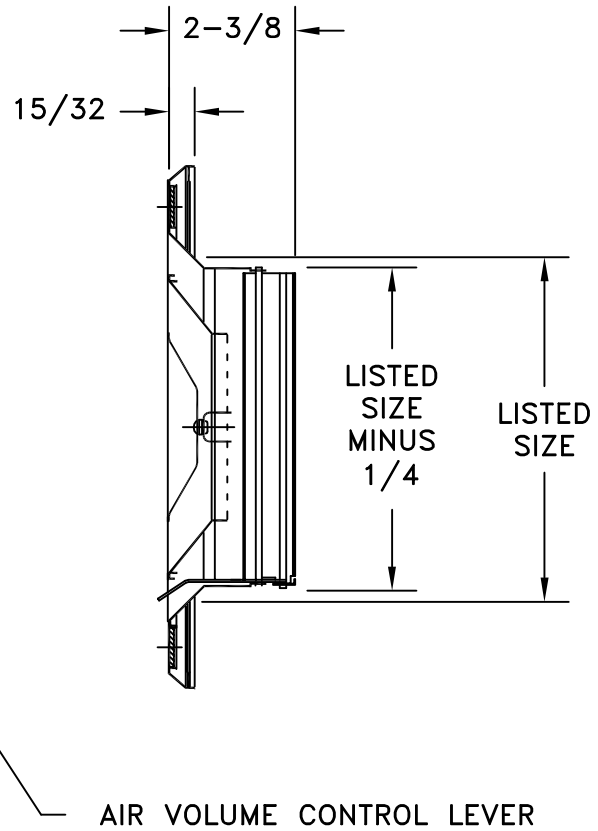
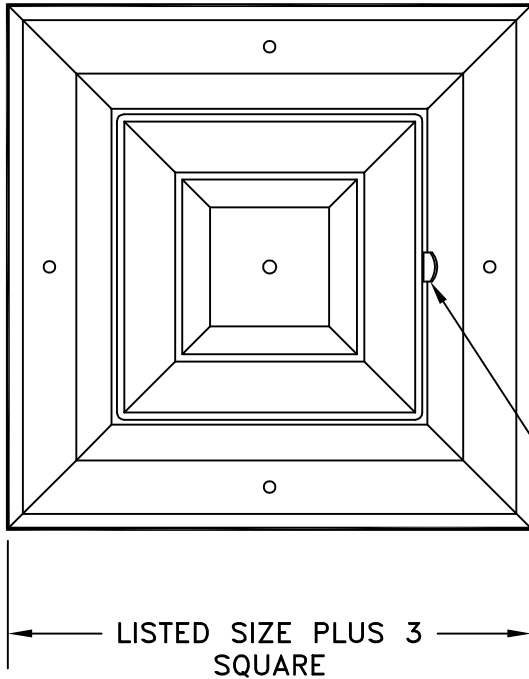


# SERIES AL 160 ML

## ALUMINUM SQUARE DIFFUSER W/MULTI-LOUVER DAMPER

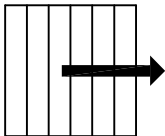
STANDARD INDUSTRY TOLERANCES APPLY. SPECIFICATIONS SUBJECT TO CHANGE WITHOUT NOTICE.

### 4 WAY CORE SHOWN

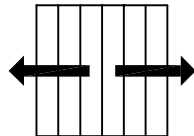


### FLOW PATTERNS

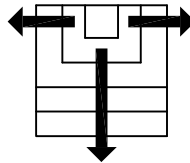
1 WAY  
MODEL AL 161



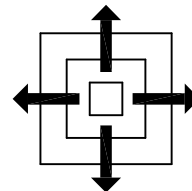
2 WAY  
MODEL AL 162



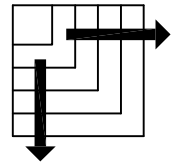
3 WAY  
MODEL AL 163



4 WAY  
MODEL AL 164



2 WAY  
CORNER  
MODEL AL 165



Series AL 160 is available in 1-2-3 or 4 way air diffusion patterns, including a two-way Corner Blow, Model AL 165. These models face mount for easy installation with cores flush with margin. Series AL 160 is designed for ceiling installations and includes a multi-louver damper. Extruded aluminum construction. Standard finish is white.

PROJECT: \_\_\_\_\_  
 ARCHITECT: \_\_\_\_\_  
 ENGINEER: \_\_\_\_\_  
 CONTRACTOR: \_\_\_\_\_  
 LOCATION: \_\_\_\_\_

