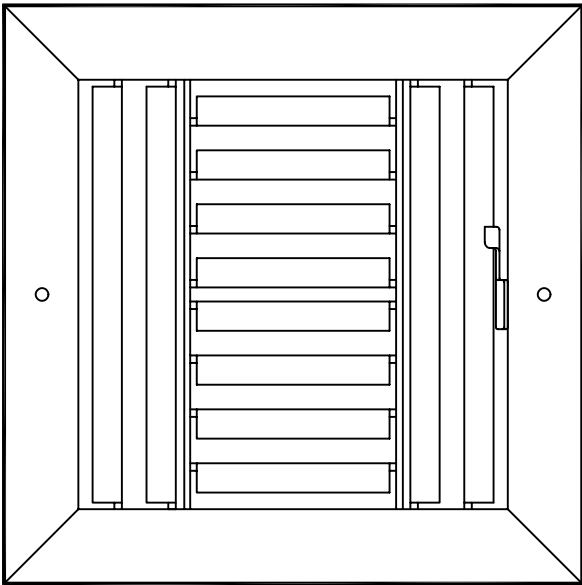


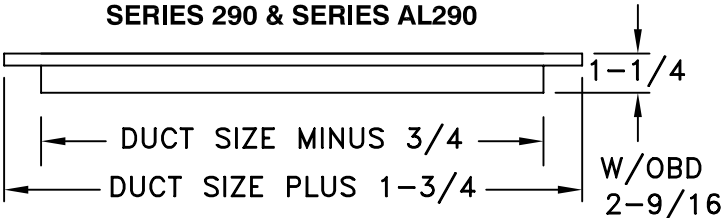
SERIES 290/AL290

CURVED BLADE CEILING DIFFUSER WITH OR WITHOUT OBD

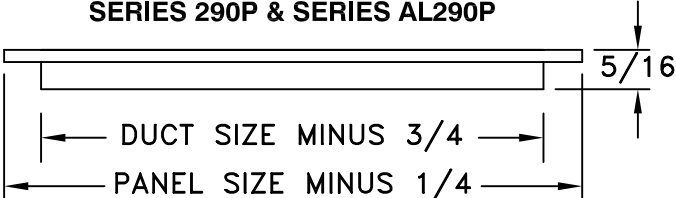
STANDARD INDUSTRY TOLERANCES APPLY. SPECIFICATIONS SUBJECT TO CHANGE WITHOUT NOTICE.



SERIES 290 & SERIES AL290




SERIES 290P & SERIES AL290P




PATTERNS AS SEEN FROM BACK OF DIFFUSER


SQUARE



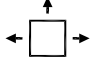
MODEL 291




MODEL 292



MODEL 292C




MODEL 293




MODEL 294


RECTANGULAR




MODEL 291S




MODEL 291
STANDARD




MODEL 292S




MODEL 292
STANDARD




MODEL 292LL




MODEL 292LR



MODEL 293S



MODEL 293
STANDARD



MODEL 294B
STANDARD

<input type="checkbox"/> MODEL SERIES 290 (STEEL)	<input type="checkbox"/> MODEL SERIES AL290 (ALUMINUM)
<input type="checkbox"/> MODEL SERIES 290-OBD (STEEL)	<input type="checkbox"/> MODEL SERIES AL290-OBD (ALUMINUM)
<input type="checkbox"/> MODEL SERIES 290-P-OBD (STEEL)	<input type="checkbox"/> MODEL SERIES AL290-P-OBD (ALUMINUM)
<input type="checkbox"/> MODEL SERIES 290-C-OBD (STEEL)	<input type="checkbox"/> MODEL SERIES AL290-C-OBD (ALUMINUM)
<input type="checkbox"/> MODEL SERIES 290-ML (STEEL)	<input type="checkbox"/> MODEL SERIES AL290-ML (ALUMINUM)

Series 290 features adjustable curved blades for maximum flexibility in air distribution. Available with 1, 2, 3 or 4 way pattern deflection. Exact placement of air can be obtained by adjusting the blade settings. Damper blades are spring stiffened at both ends to permit positive setting. Steel or aluminum construction with steel OBD standard (aluminum AL-OBD is optional) . Standard finish is white. Available mounted in panel (P option).

PROJECT: _____

ARCHITECT: _____

ENGINEER: _____

CONTRACTOR: _____

LOCATION: _____

